

Your vision for quality.

# EyeC Profiler



## The Company

EyeC is a leading vision technology company based in Hamburg, Germany. We are focused exclusively on high performance artwork and print inspection systems aimed to assure the highest quality standard throughout the design and printing process.

Our R&D and Customer Support staff consists of highly skilled and experienced engineers, graduated in either Electronic Engineering and/or Computer Technology with long experience in industrial inspection applications.

Our products are based on the latest pattern recognition technology and are designed to meet the needs of design houses, the printing industry, and their customers.

They have been developed in close cooperation with actual users, with a strong emphasis on speed, reliability, and ease of use. Our software is produced in conformance to applicable ISO 9001, GMP and GAMP 5 guidelines, and contains all functions necessary for validation according to the guidelines laid out in U.S. FDA Title 21 CFR Part 11.

EyeC systems are in use at numerous customers in the printing, pharma, cosmetic and other industries across the world, producing offset printed inserts, folding cartons and flexographic self-adhesive labels for food, cosmetic, medical and pharmaceutical applications.



## The EyeC History

- |             |  |             |   |
|-------------|--|-------------|---|
| <b>2003</b> | EyeC Proofiler 400 for off-line inspection   | <b>2010</b> | EyeC Proofiler Graphic Multiuser  |
| <b>2004</b> | EyeC Proofiler 600 for labels and<br>EyeC Proofiler 1000 for cartons                               | <b>2011</b> | EyeC ProofBook for multi-page PDFs, in-line<br>inspection of foils and patient information leaflets |
| <b>2005</b> | EyeC Proofiler Braille, EyeC Proofiler 700 for<br>patient information leaflets, barcode inspection | <b>2012</b> | In-line inspection of sheet for offset machines,<br>In-line color control                           |
| <b>2006</b> | EyeC ProofRunner for in-line inspection  | <b>2013</b> | EyeC Proofiler Content for the inspection of<br>texts, graphics and layout                          |
| <b>2007</b> | Cigarette warning text control tool and color<br>distance tool                                     | <b>2014</b> | EyeC ProofRunner Carton Retrofit  |
| <b>2008</b> | RSS and Data Matrix Code Inspection,<br>EyeC ProofRoller for cylindrical objects                   | <b>2015</b> | Braille inspection for A2 scanners, EyeC ProofRunner<br>Sheetfed as retrofit module                 |
| <b>2009</b> | EyeC ProofRunner Carton, EyeC ProofRunner<br>Folder Gluer and EyeC ProofRunner Variable Data       | <b>2016</b> | EyeC ProofRunner Carton HiLight and<br>EyeC ProofRunner Carton Pre-Feeder                           |

# EyeC Profiler

## 100% verification - print and content

Finally there is an easy and definitive way to check printing results which also lowers the cost of quality and improves security. The EyeC Profiler digitally compares the first samples from the printing machine or the samples of your incoming materials against the signed-off proof, so you can always be sure to get exactly what you expect! The inspection is simple, fast, impartial, and reproducible. Every item printed across the web or sheet is processed in one pass. Results are instantly available, giving you the ability and confidence to completely control and monitor your process, and to document this objectively with traceability.



### Easy to use

The EyeC Profiler has been designed with ease-of-use in mind. You do not have to be a computer expert to master this machine within minutes. The entire process consists of three easy steps:

- 1.) scanning the samples
- 2.) automatic inspection
- 3.) printing the report

There is no manual set-up required. All items across the web or sheet are automatically identified and aligned to the signed-off proof for the inspection.

### The Profiling

Every EyeC Profiler comes with a very fast, high-resolution scanner. All print formats can be accommodated. After scanning, all printed items are automatically identified and aligned with the one-up reference before an intelligent comparison takes place. Relevant deviations such as missing characters or punctuation are displayed, so you can easily recognize what's wrong and where. The advanced pattern analysis of the EyeC Profiler is able to distinguish between different types of defects so that deviations caused by the printing process itself, such as minor registration variations, can be accepted.

### All typical defects can be found including:

- missing parts of letters (as small as a missing dot in a 5-point font)
- filled in letters
- smudges in text area
- missing ink
- spots
- color deviations

### Even pre-press related problems can be detected, for example:


- wrong font (e.g. 'Arial' instead of 'Helvetica')
- undesired bolding or italicizing
- missing special fonts
- incorrect character spacing
- missing special characters or accents

Various parameter sets allow for the specific tolerance requirements of different customers or products. Once the inspection is complete, a report can be printed out or archived.

# Sample applications

## Labels

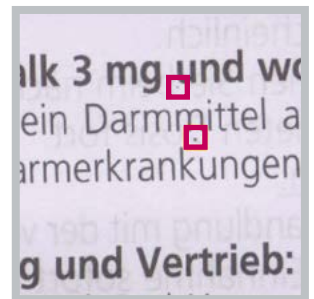
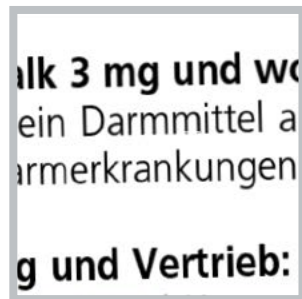
Self adhesive labels are used in a host of different industries and applications. Some are very simple and low cost, others may be very intricate and have a higher intrinsic value; in both cases the EyeC Proofer can be a great aid to setting up the press and ensuring stringent quality control. The first impressions are checked against the customer's signed-off proof. The press can then be run with 100% confidence that the job will be right first time.



Examples of typographic flaws

## Patient Information Leaflets

Patient information leaflets mostly with multilingual content printed in tiny fonts on both sides of very thin sheets, represent the single most difficult challenge even for the most dedicated human proofreader. With the EyeC Proofer, sheets can be inspected fresh from the press or in the incoming packaging materials lab. The system can also be equipped with a multiple page inspection option if your process requires it.



Examples of leaflets proofing

## Folding Cartons

The EyeC Proofer inspects folding cartons with ease. Single cartons or full press sheets can be inspected against a one-up pdf proof, even for press sheets with nested and butted items. Die cut lines and other non-printable features contained in the proof, such as Braille points, varnish free areas and manufacturing instructions are detected and ignored automatically. Equipped with the relevant options, the EyeC Proofer can also automatically identify and verify printed barcodes and embossed Braille against applicable standards, all within the same inspection cycle.



Examples of barcode proofing

**If you are looking for solutions, which are perfectly adapted to your working process and enable your employees and press equipment to be utilised most effectively, you should talk to us.**



Examples of Braille proofing

### Code Inspection

This option enables the EyeC Profiler to automatically identify, decode and inspect 1D and 2D codes on the inspected print sample. This software option displays barcode type, content and the ISO/ANSI grade for each identified code. A full quality report is created automatically showing grades for each parameter. It is much faster than any kind of hand-held barcode inspection device, is easier to use and provides more consistent results. This option works with UPC/EAN, Laetus Pharmacode, EAN/UCC 128, Code 128, Code 39, ITF and others including most RSS and two-dimensional codes.

### Braille Inspection

This option checks embossed Braille for

- presence/absence of Braille points
- content
- correct placement in relation to printed artwork
- conformance to Marburg medium
- embossing quality

It ensures compliance with requirements of the pharmaceutical industry as well as EU directive 2004/27/EC.

### Pre-Press Verification

Whenever a new version of an existing artwork file is being created, you want to be absolutely sure that

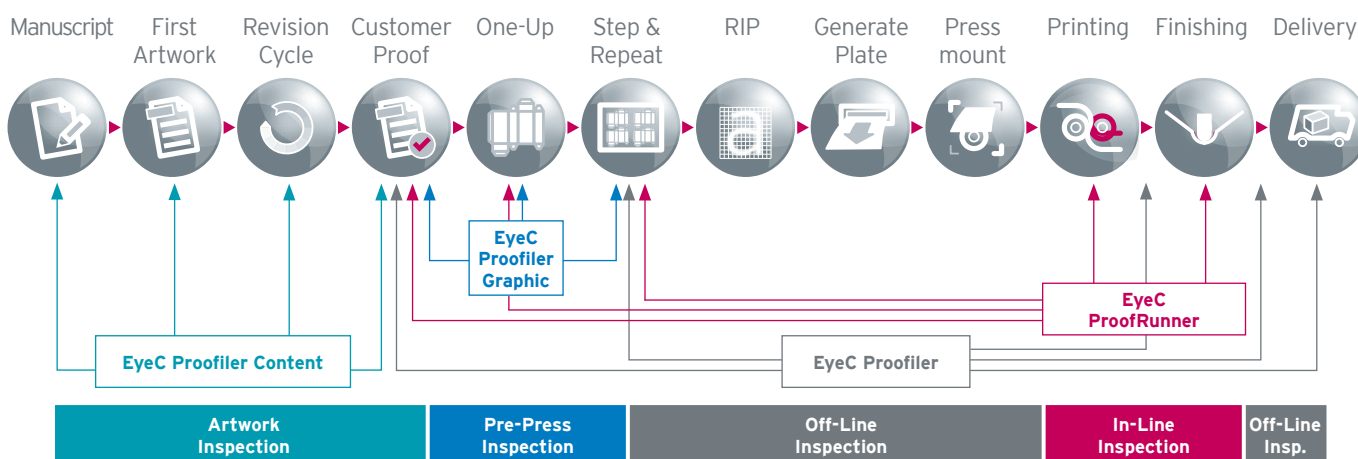
- all required changes have been implemented correctly, and
- no further alterations have been introduced inadvertently.

The EyeC Profiler Graphic is a powerful software comparator that is used in pre-press departments for print proofing and to compare graphical files, for example PDF to PDF, TIFF to PDF, JPEG to BMP etc; ultimately the customer proof can be checked against the RIP'd print-ready-file.

#### The EyeC Profiler

- delivers reproducible results
- is easy to use
- gives you 100% text verification - in any language and in any alphabet
- checks font and other text attributes
- confirms that all repeats are in accordance with the proof

### The Design and Printing Process



# Typical industries

## Print

Whether you are printing flexographic labels or films, or offset sheets, the EyeC Proofer can be a great aid to setting up the press and ensuring stringent quality control. The first impressions are checked against the customer's signed-off proof so you can have 100% confidence that the job is being run correctly without systematic errors. Every 'up' in the repeat length is checked against the proof and any differences outside of the user selected tolerances are highlighted allowing the operator to decide if further adjustment is required. There is no longer any need for a second pair of eyes to check the press set-up; the report produced by the EyeC Proofer shows all suspicious areas and all decisions made by the operator, so the supervisor only has to assess the information on the report. Once the press is running, samples can be taken off periodically or just at the end of the roll to ensure consistent high quality is maintained throughout the job.

## Consumer & Luxury

The package appearance should reflect the product inside. With an EyeC Proofer, you may upgrade your incoming materials inspection and make sure your suppliers keep up with your quality standards.

The EyeC Proofer makes sure printed texts and graphics are identical to the proof, and the correct version has been used for printing.

## Food & Beverage

Strict controls on the information that is printed on food and drink packaging puts responsibilities on food suppliers that are similar to pharmaceutical companies. The food company however is likely to deal with far more products and more frequent changes to the printed information on the packaging. Also the typical supply chain is longer and needs to move faster. Wrong or missing information regarding contents, storing or cooking can lead to product withdrawals and even recalls; both being very expensive for the supplier in costs and reputation. EyeC products can help by automatically checking both artwork and printed materials at pre-press, printing and packaging stages - the safer way!

## Pharma

Operating under GMP regulations makes it even more important to ensure correct content, sufficient print quality, and absence of systematic defects.

For our pharmaceutical customers, a wrong version, illegible, incorrect or incomplete information on print products means exposure to litigation. In this environment, dependable inspection processes become an absolute necessity.

The EyeC Proofer is designed to reliably identify significant deviations between the signed-off proof and the printed samples provided for inspection. Patient information leaflets, cartons, and labels can be inspected; and, of course, all EyeC products are produced under GAMP5 guidelines and meet the required technical specifications for complying with 21 CFR Part 11.

However, the gain in product safety lies not just in the capability of the inspection equipment involved, but also in the process surrounding it.

The EyeC Proofer's intuitive operation stands for a seamless integration into your quality process while reducing the risk of operational errors to a minimum.

And, our support goes much beyond providing qualified technology. During the validation phase, we provide our pharmaceutical clients with relevant and valuable documentation including templates for a Functional Requirements Specification (FRS), Installation Qualification (IQ), and Operational Qualification (OQ). The OQ package includes a validation chart which can also be used for ongoing periodic validation checks of the system.

## Tobacco

Besides inspecting for print quality, packages to be used for tobacco goods need to be checked for the presence, legibility and equal distribution of different warning messages as required by law.

Equipped with an optional software module, the EyeC Proofer performs this task automatically during the print inspection process.

# Technical specifications\*

EyeC System		Profiler					
Version		300 DT	400 DT Standard	400 DT Enhanced	600 DT	1200 DT	1700 DT
Performance	Maximum Scan Size	216 x 297 mm (8.5" x 11.7")	432 x 297 mm (17" x 11.7")	317 x 470 mm (12.5" x 18.5")	630 x 469 mm (24.8" x 18.4")	1270 x 915 mm (50" x 36")	1778 x 1219 mm (70" x 48")
	Average Scan Time	32 sec.	15 sec.	11 sec.	15 sec.	24 sec.	24 sec.
	Resolution	600 dpi	600 dpi	600 dpi	600 dpi	600 dpi	400 dpi
	Pixel Size	42.3 µm (0.0017")	42.3 µm (0.0017")	42.3 µm (0.0017")	42.3 µm (0.0017")	42.3 µm (0.0017")	63.5 µm (0.0025")
Req.	Operating System	Windows based (64 bit). Windows 7 or higher					
	Networking	1 GbE					
Features & Options	Check Vs. Customer Proof						
	File to Print	standard	standard	standard	standard	standard	standard
	Print to Print	standard	standard	standard	standard	standard	standard
	File to File	optional	not available	optional	optional	optional	optional
	PDF Layer & Sep. Control	standard	optional	standard	standard	standard	standard
	Color Distance Measurement	optional	optional	optional	optional	optional	optional
	Code Inspection	optional	optional	optional	optional	optional	optional
	Braille Inspection	not available	not available	optional	optional	optional	optional
	Health Warning Messages Insp.	not available	not available	optional	optional	optional	optional
Perforation Inspection	not available	not available	optional	optional	optional	optional	

EyeC System		Profiler			ProofRoller	ProofBook
Version		900 CS	1100 CS	Graphic	Cylindrical Objects	Multi-Page Documents
Performance	Maximum Scan Size	914 mm (36")	1118 mm (44")	unlimited	ø 11 - 200 mm (0.43" - 7.9"). Height max. 210 mm (8.27")	420 x 297 mm (16.5" x 11.7")
	Average Scan Time	40 sec.	52 sec.	-	6 sec. up to 12 sec.	21 sec./page
	Resolution	600 dpi	600 dpi	up to 2400 dpi	500 dpi	600 dpi
	Pixel Size	42.3 µm (0.0017")	42.3 µm (0.0017")	10.6 µm (0.0004")	52 µm (0.0021")	42.3 µm (0.0017")
Req.	Operating System	Windows based (64 bit). Windows 7 or higher				
	Networking	1 GbE				
Features & Options	Check Vs. Customer Proof					
	File to Print	standard	standard	not available	standard	standard
	Print to Print	standard	standard	not available	standard	standard
	File to File	optional	optional	standard	optional	optional
	PDF Layer & Sep. Control	standard	standard	standard	standard	standard
	Color Distance Measurement	optional	optional	optional	optional	not available
	Code Inspection	optional	optional	optional	not available	optional
	Braille Inspection	not available	not available	optional	not available	not available
	Health Warning Messages Insp.	optional	optional	optional	not available	not available
Perforation Inspection	not available	not available	not available	not available	not available	

\* All values provided are to our best knowledge at the time this sheet has been created and subject to change without further notice. These technical specifications are based on standard assumptions, please inquire the available speed and resolution of your system with the quotation. The specifications stated in the quotation and order confirmation are assured product capabilities.